

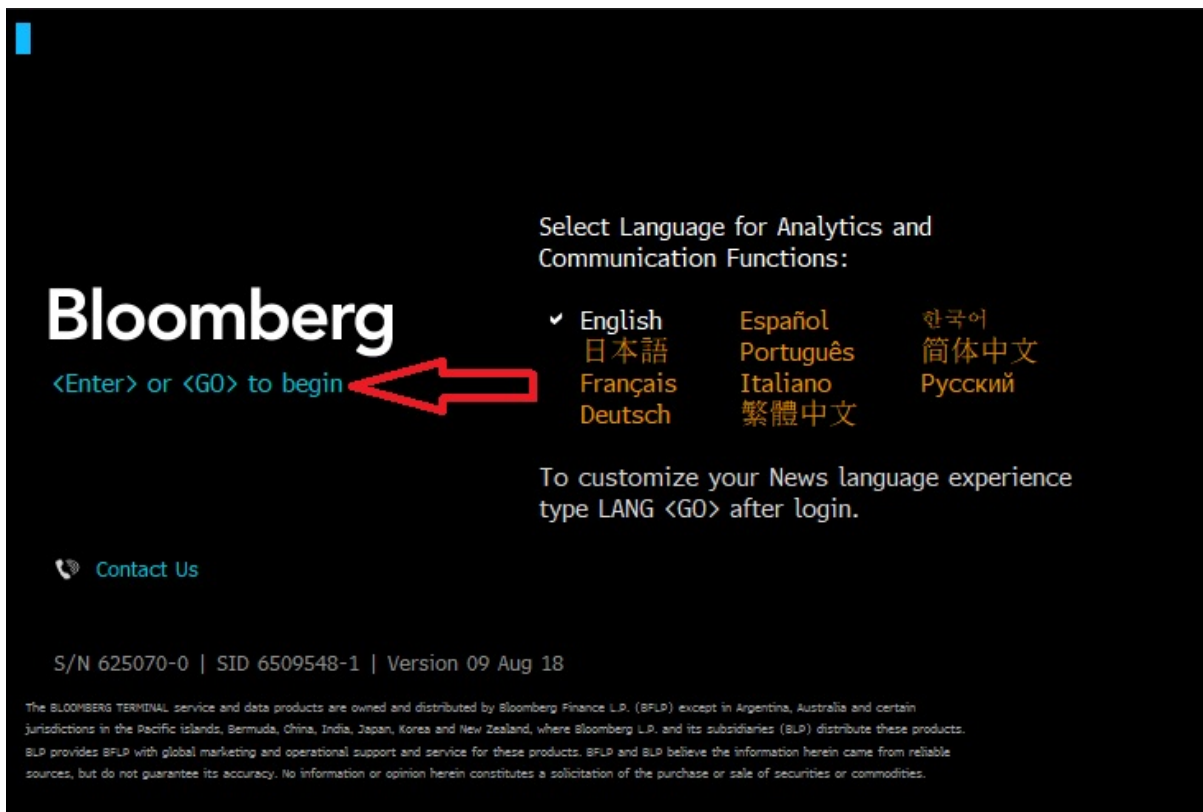
Creating a Bloomberg Terminal login

- Please ask a library staff member for the Bloomberg Terminal password
- You will need to have a mobile device with you to create your account

1. Double-click the Bloomberg icon located on the desktop of the computer



2. On the login page, select <Enter> or <GO> to begin

A screenshot of the Bloomberg login screen. The background is black. On the left, the word "Bloomberg" is written in white, with "<Enter> or <GO> to begin" in light blue below it. A red arrow points from this text to the right. On the right side, under the heading "Select Language for Analytics and Communication Functions:", there is a list of languages: English (checked), 日本語, Français, Deutsch, Español, Português, Italiano, 繁體中文, 한국어, 简体中文, and Русский. Below the language list, it says "To customize your News language experience type LANG <GO> after login." At the bottom left, there is a "Contact Us" link with a speech bubble icon. At the bottom center, it says "S/N 625070-0 | SID 6509548-1 | Version 09 Aug 18". At the very bottom, there is a small disclaimer in white text.

3. Your preferred language is assigned as English on the right-hand side. If you would like to change that, do so now.

4. Otherwise, choose "Create a New Login"

Bloomberg

Login Name
Password

Login

Select Language for Analytics and Communication Functions:

- ✓ English
- 日本語
- Français
- Deutsch
- Español
- Português
- Italiano
- 繁體中文
- 한국어
- 简体中文
- Русский

[Forgot Login Name or Password?](#)

To customize your News language experience type LANG <GO> after login.

[Contact Us](#)

[Create a New Login](#)

5. For "Who are you creating this login for?" select "Myself," and for "Have you ever been a Bloomberg Terminal User?" select "No"

Govt UREG

1 <GO> to Continue Login Creation

Welcome to the Bloomberg Terminal

Bloomberg logins are firm specific. If you are new to the firm, you will need to create your new Bloomberg Terminal Login.

Who are you creating this login for?

Myself Someone else

Previous Bloomberg users can automatically transfer key items (Favorites, Buttons and News Alerts) from their prior logins. Compliance approval is required for Launchpad and Speed Dial.

Have you ever been a Bloomberg Terminal User?

Yes No

Next >> Cancel

6. Fill in your user information and hit 'Continue.' **You will be required to input two telephone numbers**, but you can use the same phone number twice.

Govt UREG

1 <GO> to Continue, <Back> to Return

Login Creation

User Information Security

Please enter user details. Step 1 of 2: User Information

First Name SALLY

Last Name STUDENT

Login Name SSTUDENT16 ⓘ

Contact Information

Company Phone United States + 1 - 234-567-8912 ⓘ

Mobile Phone United States + 1 - 234-567-8912 ⓘ

Company Email mybryant@bryant.edu ⓘ

Your Bloomberg Profile (This section is optional) ⓘ

Title

Focus

<< Back 1) Next >> Cancel

7. Choose how to receive your verification code and then click "Next." You may need to wait for up to five minutes to receive your code.

8. Type in your validation code and then click "Next"

<Back> to Return Login Creation

√ User Information Security

Please enter the verification code below. Step 2 of 2: Security

A SMS text has been sent to +1-234-567-8912

Verification Code

If you have not received the code after 2 minutes, please select one of the options below.

- 2) Resend me the code.
- 3) Have a representative call me directly.

<< Back 1) Next >> Cancel

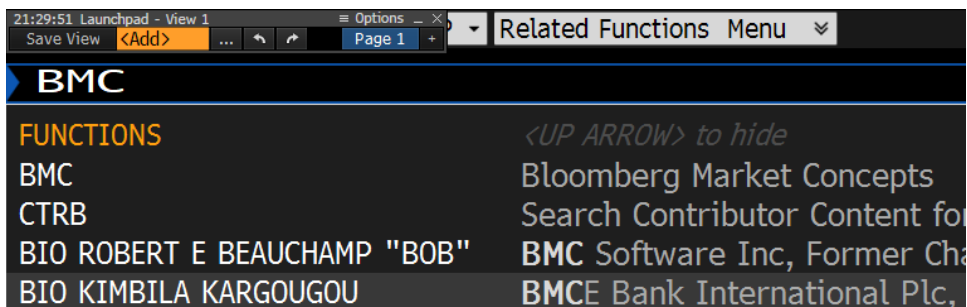
9. Assign your password and follow through the remaining prompts

Congratulations, you have created your Bloomberg account!

Accessing Bloomberg Market Concepts

→ The Bloomberg Market Concepts course requires you to create a separate account in addition to your Bloomberg Terminal account

1. Login with your new Bloomberg account
2. In the blue search box at the top of the page, type **BMC**

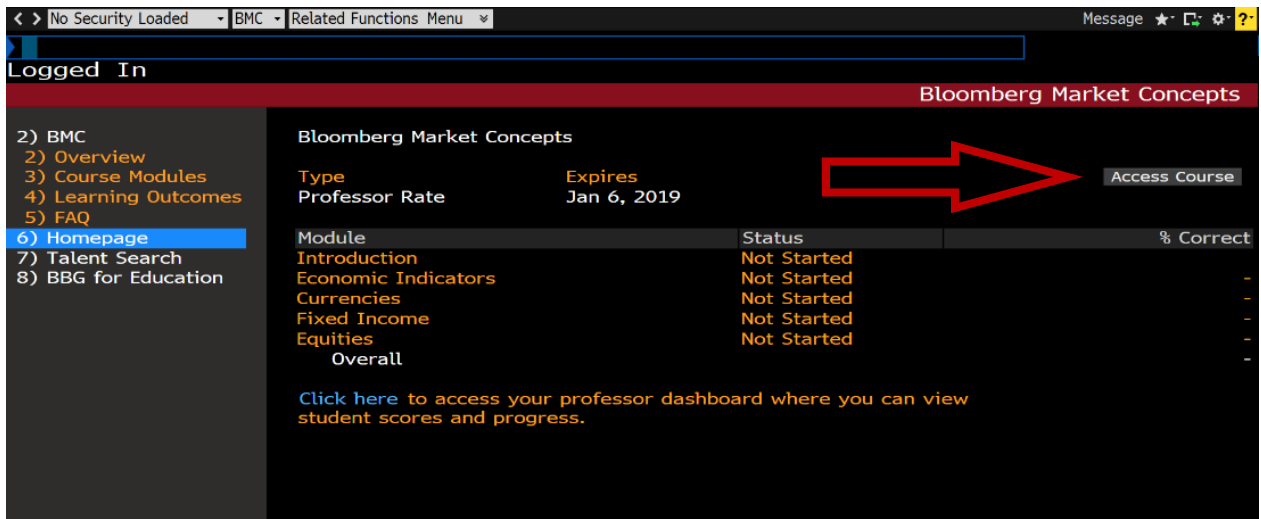


3. Click "Sign up"

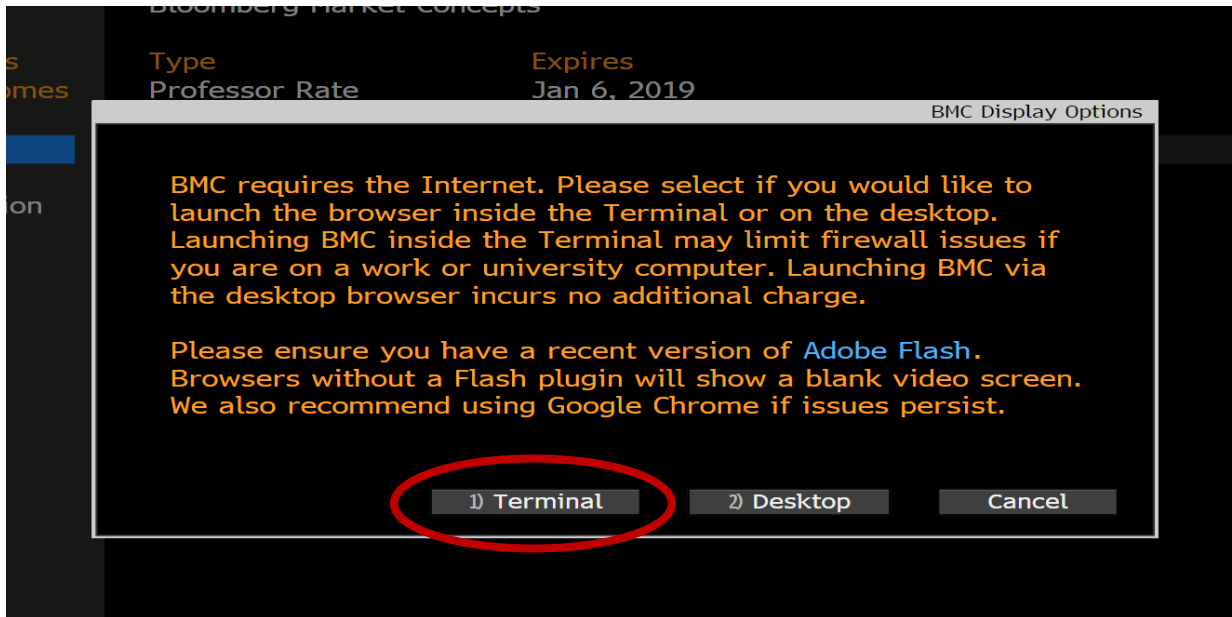


4. Click "Continue as learner"
5. Fill out the form
6. Only select "Are you taking BMC as part of a Group" if you have an access code for your class. Otherwise, leave this box unchecked.
7. Agree to Terms & Services and click "Sign Up"

8. Log in with your new BMC account and select Access Course on the right side of the screen



9. Select Terminal



10. Begin BMC course

Bloomberg for Education












  Sign Out

BMC Table of Contents

Please click below to start a module.

Certificate

Available after all modules are completed.

 Introduction E-Learning	
 Economic Indicators E-Learning	
 Currencies E-Learning	
 Fixed Income E-Learning	
 Equities E-Learning	
 BMC Survey + Certificate Download Instructions E-Learning	